

LECTURE 2

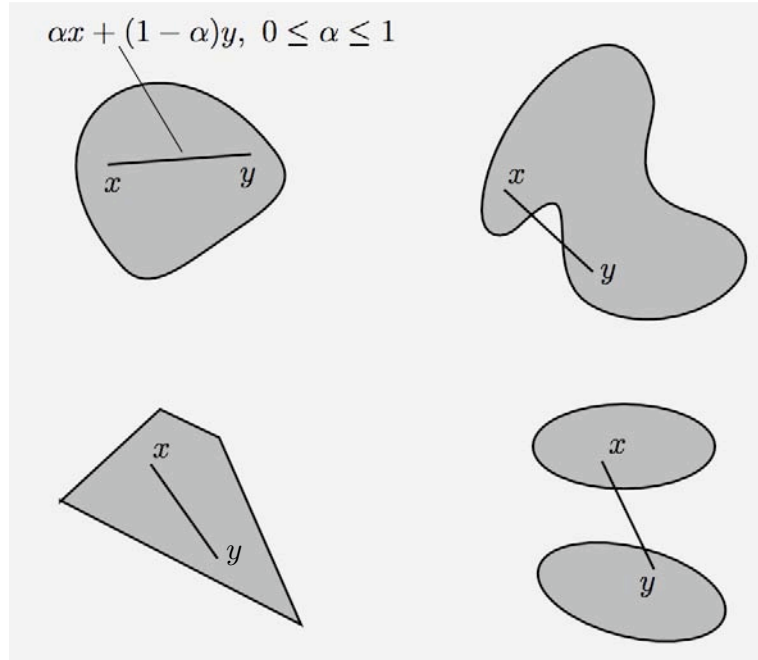
LECTURE OUTLINE

- Convex sets and functions
- Epigraphs
- Closed convex functions
- Recognizing convex functions

SOME MATH CONVENTIONS

- All of our work is done in \mathfrak{R}^n : space of n -tuples $x = (x_1, \dots, x_n)$
- All vectors are assumed column vectors
- “ $'$ ” denotes transpose, so we use x' to denote a row vector
- $x'y$ is the inner product $\sum_{i=1}^n x_i y_i$ of vectors x and y
- $\|x\| = \sqrt{x'x}$ is the (Euclidean) norm of x . We use this norm almost exclusively
- See the textbook for an overview of the linear algebra and real analysis background that we will use. Particularly the following:
 - Definition of sup and inf of a set of real numbers
 - Convergence of sequences (definitions of lim inf, lim sup of a sequence of real numbers, and definition of lim of a sequence of vectors)
 - Open, closed, and compact sets and their properties
 - Definition and properties of differentiation

CONVEX SETS



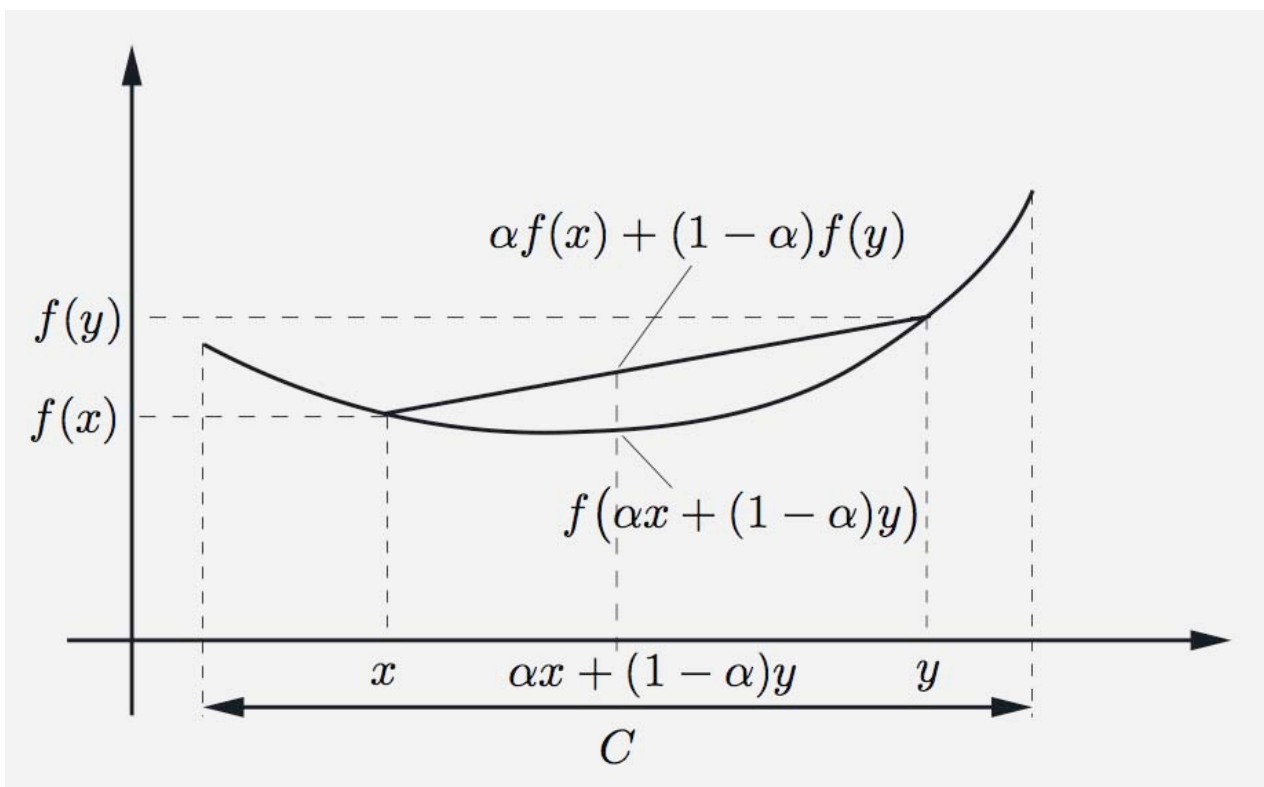
- A subset C of \mathbb{R}^n is called *convex* if
$$\alpha x + (1 - \alpha)y \in C, \quad \forall x, y \in C, \forall \alpha \in [0, 1]$$
- Operations that preserve convexity
 - Intersection, scalar multiplication, vector sum, closure, interior, linear transformations
- Special convex sets:
 - **Polyhedral sets:** Nonempty sets of the form

$$\{x \mid a'_j x \leq b_j, j = 1, \dots, r\}$$

(always convex, closed, not always bounded)

- **Cones:** Sets C such that $\lambda x \in C$ for all $\lambda > 0$ and $x \in C$ (not always convex or closed)

CONVEX FUNCTIONS



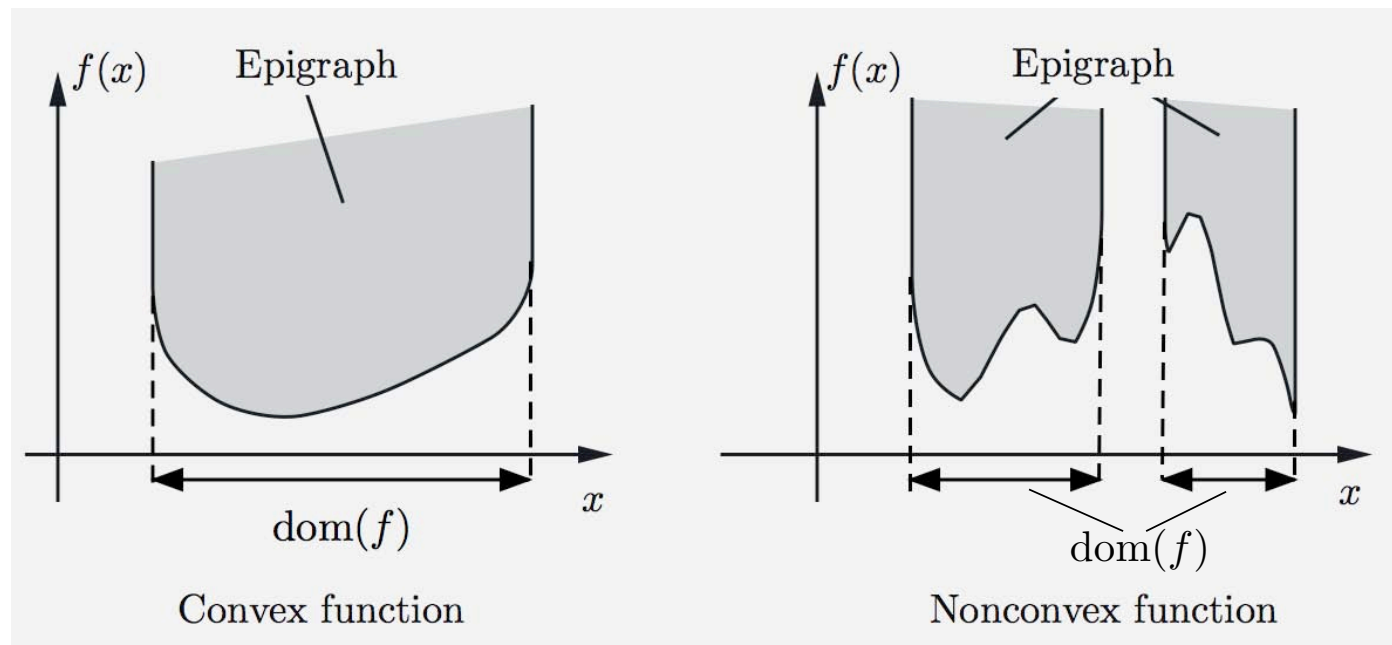
- Let C be a convex subset of \mathbb{R}^n . A function $f : C \mapsto \mathbb{R}$ is called *convex* if for all $\alpha \in [0, 1]$

$$f(\alpha x + (1 - \alpha)y) \leq \alpha f(x) + (1 - \alpha)f(y), \quad \forall x, y \in C$$

If the inequality is strict whenever $a \in (0, 1)$ and $x \neq y$, then f is called *strictly convex* over C .

- If f is a convex function, then all its level sets $\{x \in C \mid f(x) \leq \gamma\}$ and $\{x \in C \mid f(x) < \gamma\}$, where γ is a scalar, are convex.

EXTENDED REAL-VALUED FUNCTIONS



- The *epigraph* of a function $f : X \mapsto [-\infty, \infty]$ is the subset of \mathfrak{R}^{n+1} given by

$$\text{epi}(f) = \{(x, w) \mid x \in X, w \in \mathfrak{R}, f(x) \leq w\}$$

- The *effective domain* of f is the set

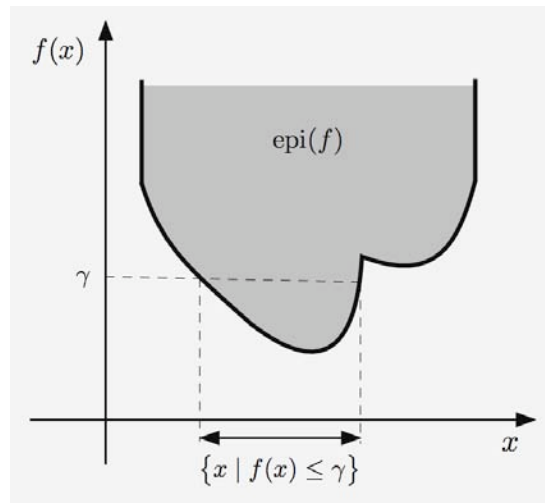
$$\text{dom}(f) = \{x \in X \mid f(x) < \infty\}$$

- We say that f is *convex* if $\text{epi}(f)$ is a convex set. If $f(x) > -\infty$ for all $x \in X$ and X is convex, the definition “coincides” with the earlier one.
- We say that f is *closed* if $\text{epi}(f)$ is a closed set.
- We say that f is *lower semicontinuous* at a vector $x \in X$ if $f(x) \leq \liminf_{k \rightarrow \infty} f(x_k)$ for every sequence $\{x_k\} \subset X$ with $x_k \rightarrow x$.

CLOSEDNESS AND SEMICONTINUITY I

• *Proposition:* For a function $f : \mathfrak{R}^n \mapsto [-\infty, \infty]$, the following are equivalent:

- (i) $V_\gamma = \{x \mid f(x) \leq \gamma\}$ is closed for all $\gamma \in \mathfrak{R}$.
- (ii) f is lower semicontinuous at all $x \in \mathfrak{R}^n$.
- (iii) f is closed.



• (ii) \Rightarrow (iii): Let $\{(x_k, w_k)\} \subset \text{epi}(f)$ with $(x_k, w_k) \rightarrow (x, w)$. Then $f(x_k) \leq w_k$, and

$$f(x) \leq \liminf_{k \rightarrow \infty} f(x_k) \leq w \quad \text{so } (x, w) \in \text{epi}(f)$$

• (iii) \Rightarrow (i): Let $\{x_k\} \subset V_\gamma$ and $x_k \rightarrow x$. Then $(x_k, \gamma) \in \text{epi}(f)$ and $(x_k, \gamma) \rightarrow (x, \gamma)$, so $(x, \gamma) \in \text{epi}(f)$, and $x \in V_\gamma$.

• (i) \Rightarrow (ii): If $x_k \rightarrow x$ and $f(x) > \gamma > \liminf_{k \rightarrow \infty} f(x_k)$, consider subsequence $\{x_k\}_K \rightarrow x$ with $f(x_k) \leq \gamma$ - contradicts closedness of V_γ .

CLOSEDNESS AND SEMICONTINUITY II

- Lower semicontinuity of a function is a “domain-specific” property, but closedness is not:
 - If we change the domain of the function without changing its epigraph, its lower semicontinuity properties may be affected.
 - **Example:** Define $f : (0, 1) \rightarrow [-\infty, \infty]$ and $\hat{f} : [0, 1] \rightarrow [-\infty, \infty]$ by

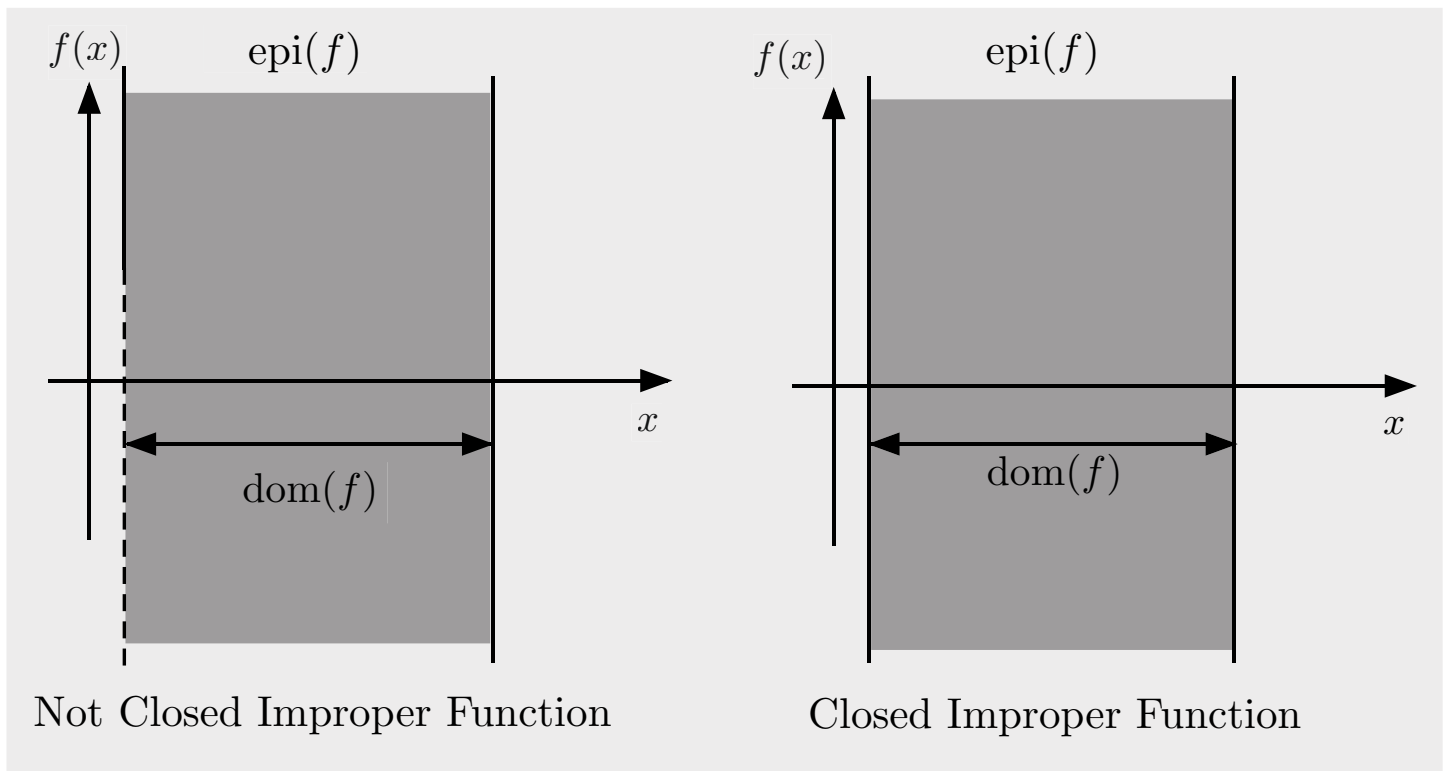
$$f(x) = 0, \quad \forall x \in (0, 1),$$

$$\hat{f}(x) = \begin{cases} 0 & \text{if } x \in (0, 1), \\ \infty & \text{if } x = 0 \text{ or } x = 1. \end{cases}$$

Then f and \hat{f} have the same epigraph, and both are not closed. But f is lower-semicontinuous while \hat{f} is not.

- Note that:
 - If f is lower semicontinuous at all $x \in \text{dom}(f)$, it is not necessarily closed
 - If f is closed, $\text{dom}(f)$ is not necessarily closed
- *Proposition:* Let $f : X \mapsto [-\infty, \infty]$ be a function. If $\text{dom}(f)$ is closed and f is lower semicontinuous at all $x \in \text{dom}(f)$, then f is closed.

PROPER AND IMPROPER CONVEX FUNCTION



- We say that f is *proper* if $f(x) < \infty$ for at least one $x \in X$ and $f(x) > -\infty$ for all $x \in X$, and we will call f *improper* if it is not proper.
- Note that f is proper if and only if its epigraph is nonempty and does not contain a “vertical line.”
- An improper *closed* convex function is very peculiar: it takes an infinite value (∞ or $-\infty$) at every point.

RECOGNIZING CONVEX FUNCTIONS

- Some important classes of elementary convex functions: Affine functions, positive semidefinite quadratic functions, norm functions, etc.

- *Proposition:* Let $f_i : \Re^n \mapsto (-\infty, \infty]$, $i \in I$, be given functions (I is an arbitrary index set).

(a) The function $g : \Re^n \mapsto (-\infty, \infty]$ given by

$$g(x) = \lambda_1 f_1(x) + \cdots + \lambda_m f_m(x), \quad \lambda_i > 0$$

is convex (or closed) if f_1, \dots, f_m are convex (respectively, closed).

(b) The function $g : \Re^n \mapsto (-\infty, \infty]$ given by

$$g(x) = f(Ax)$$

where A is an $m \times n$ matrix is convex (or closed) if f is convex (respectively, closed).

(c) The function $g : \Re^n \mapsto (-\infty, \infty]$ given by

$$g(x) = \sup_{i \in I} f_i(x)$$

is convex (or closed) if the f_i are convex (respectively, closed).

MIT OpenCourseWare
<http://ocw.mit.edu>

6.253 Convex Analysis and Optimization
Spring 2010

For information about citing these materials or our Terms of Use, visit: <http://ocw.mit.edu/terms>.