

**R13**

Code No: 114DA

**JAWAHARLAL NEHRU TECHNOLOGICAL UNIVERSITY HYDERABAD**

**B.Tech II Year II Semester Examinations, May - 2016**

**MACHINE DRAWING**

(Common to ME, MCT, AME, MSNT)

**Time: 3 Hours**

**Max. Marks: 75**

**Answer any THREE questions from Part-A  
Part-B is Compulsory**

**PART - A**

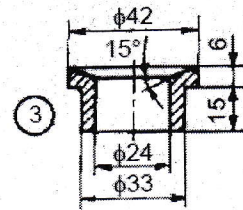
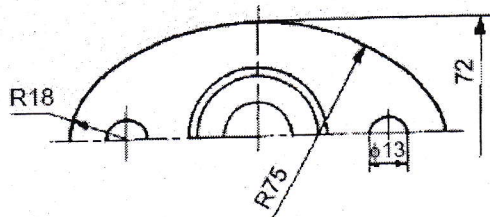
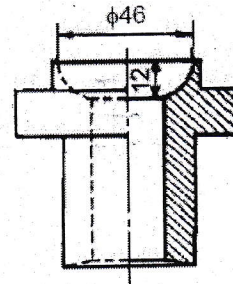
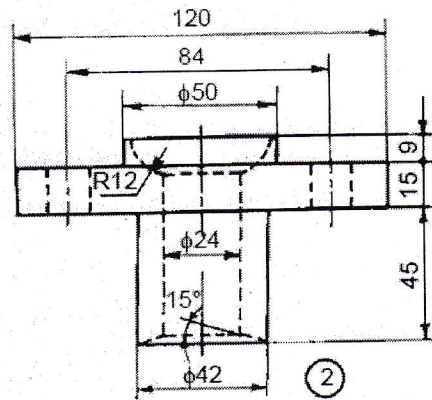
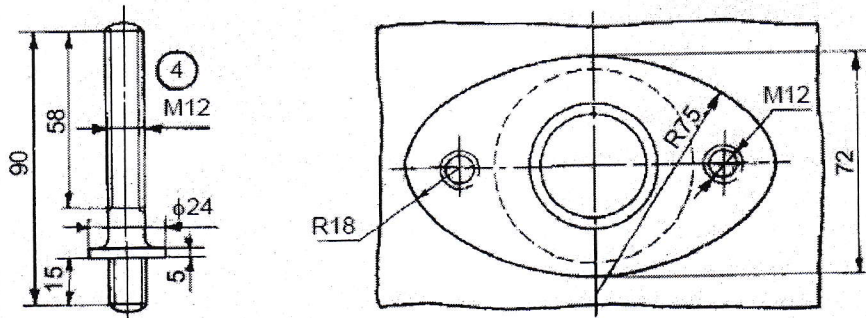
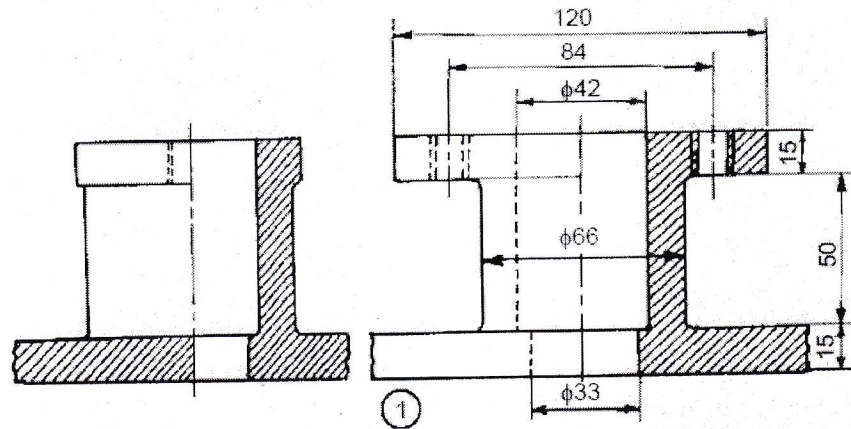
**3 × 10 = 30 Marks**

1. Draw the conventional representation for section in external screw threads and internal screw threads. [10]
2. Sketch the various forms of set screw ends of size 16 mm diameters. [10]
3. Draw the sectional view from the front, and view from the side of a cotter joint with sleeve used to connect two rods of 50 mm diameter each. [10]
4. Draw sectional view from the front and view from above, of the single riveted, double strap butt joint to join plates of thickness 10 mm. [10]

**PART - B**

**(1 × 45 = 45 Marks)**

5. Assemble all parts of the stuffing box for a vertical steam engine, shown in the following Figure and draw:
  - a) half sectional view from the front, with left half in section,
  - b) half sectional view from the right and
  - c) view from above. All dimensions are in mm. [45]



Parts list

Part No.	Name	Matl	Qty
1	Body	CI	1
2	Gland	Brass	1
3	Bush	Brass	1
4	Stud	MS	2
5	Nut, M12	MS	2